

Assembly ideas

Living with HIV in the UK

Invite a speaker from an organisation that supports people living with HIV to an assembly.

Encourage the pupils to think about the issues beforehand and to prepare questions.

National organisations you can contact are Positively UK (www.positivelyUK.org) and the Terrence Higgins Trust (www.tht.org.uk).

It is also a good idea to check in your area to see if there is a local organisation close to your school supporting people living with HIV.

Alternatively, you can show pupils clips of people talking about their experiences of living with HIV. A selection of clips are available on the HIV Aware website (www.HIVAware.org.uk). Use the clips to prompt a discussion on life with HIV in the UK, what the key issues are and how they could be overcome. You could discuss how individuals can help as well as society as a whole.

HIV around the world

Ask pupils who have participated in the research activity to present their findings from work on *The Social, Cultural and Economic Impact of HIV*.

Introduction

Covering the following points: What is HIV? What is AIDS? How is HIV transmitted? Who is affected by HIV? Use the HIV Facts section from this pack or visit www.HIVAware.org to remind you of basic facts and current statistics from the UK.

Activity

Have two large tree trunks on display with the label, 'The spread of HIV in developed countries' and 'The spread of HIV in developing countries'. Ask class pairs to share their root causes for these two groups with you and stick them onto the base of the tree. Prompt them to share the process from their class by asking questions: Was it easy to prioritise? How many root causes did you have in total? Were there different root causes for developed and developing countries? Why do you think this is? When the root causes are all displayed on the tree trunk ask pupils to present their solutions and stick them on. Prompt them by asking questions such as: Who would need to take action to achieve this solution?

Summarise

Reflect on the problems and the solutions that the school has come up with. At what level do these solutions need to be implemented? What can we do as individuals? Is there anything we can do as a school? Refer to the school HIV policy as an example of action.

Every year, NAT creates their own assembly aimed at providing school leaders with fun and informative ways of teaching about HIV.

For more information, visit www.nat.org.uk

Assembly ideas

Music for Assemblies

Something Inside So Strong - Labbi Siffre

This song, written about Apartheid, picked up by the gay community marching during Pride, could be performed by choirs in Assembly or played as pupils enter or leave.

The higher you build your barriers
The taller I become
The farther you take my rights away
The faster I will run
You can deny me
You can decide to turn your face away
No matter, cos there's....

Something inside so strong
I know that I can make it
Tho' you're doing me wrong, so wrong
You thought that my pride was gone
Oh no, something inside so strong
Oh oh oh oh oh something inside so strong

The more you refuse to hear my voice
The louder I will sing
You hide behind walls of Jericho Your lies will
come tumbling Deny my place in time
You squander wealth that's mine
My light will shine so brightly
It will blind you
Cos there's.....

Something inside so strong
I know that I can make it
Tho' you're doing me wrong, so wrong
You thought that my pride was gone
Oh no, something inside so strong
Oh oh oh oh oh something inside so strong

Brothers and sisters
When they insist we're just not good enough
When we know better
Just look 'em in the eyes and say
I'm gonna do it anyway, I'm gonna do it anyway

Something inside so strong
And I know that I can make it
Tho' you're doing me wrong, so wrong
You thought that my pride was gone
Oh no, something inside so strong
Oh oh oh oh oh something inside so strong

Brothers and sisters
When they insist we're just good not enough
When we know better
Just look 'em in the eyes and say
I'm gonna do it anyway x 4

Because there's something inside so strong
And I know that I can make it
Tho' you're doing me, so wrong
Oh no, something inside so strong
Oh oh oh oh oh something inside so strong

Every year, NAT creates their own assembly aimed at providing school leaders with fun and informative ways of teaching about HIV.

For more information, visit www.nat.org.uk

Creating Displays

There are a number of ways you can create strong visual displays and use these to stimulate interest and discussion on a range of issues around HIV.

Photographic images

Use photos or photo journalism from the BBC News website. Search for HIV and AIDS and then look at the 'In pictures' section.

For example, the series of Don McCullin images 'Life Interrupted': can be found at www.bbc.co.uk or for positive images go to www.onevision.org

Ask pupils to write about the stories that the pictures tell and to explore the characters and their hopes, fears and prospects for the future.

Red ribbon displays

Explain that the red ribbon is a symbol of HIV awareness all around the world and is worn as a sign of support for people living with HIV.









The red ribbon was created in 1991 by a group of artists based in the United States of America and since then has inspired lots of different images.

Ask pupils to create their own picture incorporating a red ribbon or red ribbons and create a display for each class.

Getting involved... Teachers

As a teacher you have already contributed to the fight against HIV by ordering this Schools Pack and incorporating the material into your lessons. Young people are at the heart of our public education and awareness work, as in many ways they have been the generation that missed out on HIV awareness messages – and because young people are the decision makers and opinion formers of the future.

There are lots of other things you can do to help really engage your pupils and make a difference, on World AIDS Day and all year round.

-  **Wear a Red Ribbon** and encourage your pupils to do the same. Just by making HIV visible, you are both showing your support and encouraging people to find out the facts about HIV.
-  **Take a Red Ribbon collection box** - If you are willing to make red ribbons available to the rest of the school in return for a small donation to NAT, we will send you a collection box, poster and 100 ribbons free of charge. You can then organise a collection around classrooms or in assembly. Some schools like to organise an event in conjunction with taking a collection box such as a rock concert or fashion show and charge people an entrance fee. It's an excuse to have fun and make a difference at the same time! Order a box online at www.worldaidsday.org
-  **Put up some posters in your school.** If you are fundraising for NAT we can give you some materials for free. Just contact our fundraisers on **020 7814 6731** or fundraising@nat.org.uk.
-  **Organise an HIV awareness assembly** for World AIDS Day using the assembly ideas in this pack.
-  **Organise a World AIDS Day Fete at school** – Organise a traditional fundraising fete for World AIDS Day with a bring and buy, lucky dip, raffle (with prizes donated by local businesses) and competitions.
-  **Encourage your school/class to organise a RED day.** Ask everyone at your school to come in wearing at least one red article of clothing, and ask them to bring in a small donation in exchange. Why stop at clothing? You can even encourage red face painting, accessories or a sponsored human red ribbon.
-  **Organise a Human Red Ribbon** - how many people can you get to hold hands and form a human chain in the shape of a red ribbon? You could ask people to sponsor you to create a chain of say 100, 200, 1,000 people around your school and its grounds.
-  **Photocopy the “pupils” page of this section** and hand them out to all your pupils. This fact sheet is addressed to pupils and tells them how they can get involved in raising HIV awareness and funds with our support

An excellent starting point for getting involved is visiting www.worldaidsday.org

Getting involved... Teachers

You can make a difference on your own but you could also make the biggest impact by encouraging your whole class or school to get involved. Here are some ideas:

 **Get Wiggly!** Put on a Wig Party, hold a wear a wig to school day for pupils or get them to sponsor teachers to wear one too (the more money you raise, the bigger the wig!). For more ideas, tips and resources for organising your own wig-based fundraising visit www.HIVaware.org.uk or email fundraising@nat.org.uk.



 **Bake Aware...** If you're a keen cook, you can download our Bake Aware pack and encourage pupils and staff to bake their way to raising vital funds for NAT. It's fun, easy to organise among pupils and teachers, and a great excuse to enjoy some yummy treats! Visit www.HIVaware.org.uk or email fundraising@nat.org.uk for more details on how to download our free pack.





Getting involved... Pupils


World AIDS Day, 1 December is an opportunity for people worldwide to unite in the fight against HIV. Together we can end HIV prejudice and stop the spread of HIV. From wearing a red ribbon to attending an event, you can get involved as little or as much as you want and make a real difference. And remember – you can spread awareness and fundraise all year round!


 **Wear a Red Ribbon** and encourage others to do the same, to show your support for the 33 million people living with HIV worldwide, including more than 80,000 in the UK.


 **Hold your own event** at home, in school or in your youth group. You could hold a red themed dinner or party for your friends and ask for a donation in return. For ideas visit www.HIVAware.org.uk.

 **Get the facts about HIV** and make sure you know how to protect yourself from HIV by visiting: www.worldaidsday.org

 **Talk to friends and family about HIV** - tell them a fact that you have learnt and discuss it. Did they know that in the last two years the largest ever numbers of people were diagnosed with HIV in the UK?

 **Get sponsored.** Do something yourself to raise money for NAT. You could do a sponsored swim, cycle or silence, or come up with your own idea.

 **Attend a World AIDS Day event** – You will be surprised at how many events take place around the world to mark World AIDS Day. If you do not want to organise your own World AIDS Day event, why not go to someone else's? Events are listed on the World AIDS Day website: www.worldaidsday.org

 **Get other people involved!** Talk to your teacher about doing something as a class or school to mark World AIDS Day. Ask about getting a red ribbon collection box for your school or speak to your parents about whether they could take a red ribbon collection box to work.

 **Become a friend of NAT** through Facebook. Submit a picture or add a comment about what you are going to do on World AIDS Day and help to encourage others to take action. If you have a personal experience of HIV, why not share your story as a message of hope and strength? Visit www.facebook.com and search for NAT London.

 **Get Wiggy!** Put on your own Wig Party, 'wear a wig to school' day or sponsor your teacher to get dressed up (the more money you raise, the bigger the wig!). For more ideas, tips and resources for organising your own wig-based fundraising visit www.HIVaware.org.uk or email fundraising@nat.org.uk.

 **Bake Aware** If you're a keen cook, you can download our *Bake Aware* pack and bake your way to raising crucial funds for NAT. It's fun, easy to organise with your class mates or friends, and a great way to enjoy some yummy treats. Visit www.HIVaware.org.uk or email fundraising@nat.org.uk for more details on how to download our free pack.